



**Massachusetts School Building Authority**

*Funding Affordable, Sustainable, and Efficient Schools in Partnership with Local Communities*

---

# SOI

## Statement of Interest System

---

### User Guide for School District Users For 2024

---

**Massachusetts School Building Authority**  
Application User Guide

MSBA © January 2024

- Introduction..... 3**
  - Disclaimer..... 3
  - Statement of Interest Overview ..... 4
  - Finalizing your Submission..... 5
  - Getting Help..... 5
  - Images in this User Guide ..... 5
- Getting Started..... 6**
  - Accessing the System ..... 6
  - Superintendent Access Request ..... 6
  - District User Management (Superintendents) and District User Access Request ..... 11
  - New Statement of Interest or Pre-Populating ..... 20
  - Logging on to the Statement of Interest Application ..... 20
  - System Entry ..... 23
  - Navigating the System Hierarchy ..... 23
- Creating a New Statement of Interest ..... 26**
  - Beginning a New Statement of Interest ..... 26
  - Entering and Saving Data..... 27
    - Statement of Interest Home Tab ..... 28
    - Statement of Interest Main Tab ..... 29
      - Statutory Priorities*..... 31
      - SOI Vote Requirement*..... 31
      - Scope* ..... 31
      - Identify the District’s Priority SOI*..... 31
    - General Description Tab ..... 32
    - Priorities Tab ..... 36
    - Vote Tab..... 37
    - Signatures Tab..... 38
    - Closed School Tab..... 43
    - Submit Tab..... 44
- Other Required Information..... 46**
  - Closed Schools..... 46
- Pre-Populating Data ..... 49**
  - Pre-Populating Closed School Certification and New Statement of Interest(s) with Previously Submitted Data ..... 49

## Introduction

This User Guide is intended to assist cities, towns, and regional school districts (“district”) with filing a Statement of Interest (“SOI”) with the Massachusetts School Building Authority (“MSBA”). The SOI is the first step for districts in expressing interest in the MSBA’s grant program for school construction, renovation, and repair projects. All districts are welcome to submit an SOI, which identifies the perceived deficiencies in their school facilities. All SOIs must be transmitted to the MSBA with electronic signatures using the online SOI System. All vote documentation must be uploaded to the MSBA’s online SOI system on the “Vote” tab. Please do not mail hard copies of the votes or the SOI.

If the district selects Statutory Priorities 1 or 3, the district **must mail hard copies** of supporting documentation to the MSBA:

- If the district selects Statutory Priority 1, a hard copy of the engineering (or other) report detailing the nature and severity of the problem and a written professional opinion of how imminent the system failure is likely to manifest itself is required. The district also must submit photographs of the problematic building area or system to the MSBA. The SOI will not be considered complete unless and until this information is provided. If the district selects Statutory Priority 3, the SOI will not be considered complete unless and until a summary of the accreditation report focused on the deficiencies as stated in this SOI are provided.

The supplemental materials must be postmarked on or before the due date of the Core Program SOI submission deadline. The district and the MSBA should discuss in advance of the filing date any extenuating circumstances or requests for exceptions to the receipt of the hard copy material.

The necessary hard copy documentation should be sent to the MSBA office at 40 Broad Street, Fifth Floor, Boston, MA 02109.

An SOI must be submitted to the MSBA in order to participate in the MSBA’s application process pursuant to M.G.L. c. 70B, the MSBA’s regulations (963 CMR 2.00 et seq.), and the MSBA’s policies. Any city, town, or regional school district that has not submitted an SOI to the MSBA for a particular year will not be eligible to participate in the application process for the MSBA’s grant program for that year.

The process of completing an SOI should not be arduous. However, since it may take some time for districts to compile the required material, obtain the requisite signatures, and take the required local votes, the MSBA suggests that sufficient time be allocated for the proper and thorough completion of the SOI.

*The MSBA expects that an SOI can be completed at no cost to the district. The MSBA is interested in hearing from local districts themselves about potential problems that may exist in a local school facility. Districts should not seek professional assistance to complete an SOI. The MSBA will NOT reimburse for any expenses that may be incurred in connection with the completion of an SOI.*

## Disclaimer

Information gathered through the SOI System is not an application for funding. Submission of this information in no way commits the MSBA to accept an application, approve an application, provide a grant or any other type of funding, or places any other obligation or requirement upon the MSBA.

Only authorized users should have access to this system. All users must ensure the security of their user ID and password and should not share their user ID and/or password with others. All data entered using an MSBA authorized user ID will be the responsibility of the user to whom the user ID was originally assigned. Unauthorized access to the MSBA SOI System may result in processing delays or other issues.

The MSBA reserves the right to modify this Statement of Interest User Guide and the Statement of Interest System, in part or in its entirety, and to request and obtain additional, follow-up information from the district.

## Statement of Interest Overview

A district should submit a separate SOI for each school facility project for which the district seeks MSBA approval. However, an SOI for a school facility project should not be submitted unless the district has the ability to fund that project within the following two years.

The MSBA will review each SOI using the state and local project priority criteria established by M.G.L. c. 70B including, but not limited to, the criteria listed in M.G.L. c. 70B, §§, 6, 8, and 9(a). To assist in this process, an SOI for a proposed facility project must identify and provide a brief description of each deficiency of the facility using the following list. A district may select as many Statutory Priorities that apply to that particular school facility:

1. Replacement or renovation of a building which is structurally unsound or otherwise in a condition seriously jeopardizing the health and safety of school children, where no alternative exists. If the district selects Statutory Priority 1, a hard copy of the engineering (or other) report detailing the nature and severity of the problem and a written professional opinion of how imminent the system failure is likely to manifest itself is required. The district also must submit photographs of the problematic building area or system to the MSBA;
2. Elimination of existing severe overcrowding;
3. Prevention of the loss of accreditation. If the district selects Statutory Priority 3, the SOI will not be considered complete unless and until a summary of the accreditation report focused on the deficiencies as stated in this SOI are provided;
4. Prevention of severe overcrowding expected to result from increased enrollments, which must be substantiated;
5. Replacement, renovation or modernization of school facility systems, such as roofs, windows, boilers, heating and ventilation systems, to increase energy conservation and decrease energy related costs in a school facility;
6. Short term enrollment growth;
7. Replacement of or addition to obsolete buildings in order to provide a full range of programs consistent with state and approved local requirements; and,
8. Transition from court-ordered and approved racial balance school districts to walk-to, so-called, or other school districts.

## Finalizing your Submission

If the district selects Statutory Priorities 1 or 3, the district **must mail hard copies** of supporting documentation to the MSBA:

- If the district selects Statutory Priority 1, a hard copy of the engineering (or other) report detailing the nature and severity of the problem and a written professional opinion of how imminent the system failure is likely to manifest itself. The district also must submit photographs of the problematic building area or system to the MSBA. The SOI will not be considered complete unless and until this information is provided. If the district selects Statutory Priority 3, the SOI will not be considered complete unless and until a summary of the accreditation report focused on the deficiencies as stated in this SOI are provided.

The supplemental materials must be postmarked on or before the due date of the Core Program SOI submission deadline. The district and the MSBA should discuss in advance of the filing date any extenuating circumstances or requests for exceptions to the receipt of the hard copy material.

The necessary hard copy documentation should be sent to the MSBA office at 40 Broad Street, Fifth Floor, Boston, MA 02109.

Please do NOT submit applications, design documents, plans, schematics, or drawings with the SOI.

## Getting Help

Please direct any questions that you might have about the Statement of Interest process or system to the MSBA by calling 617-720-4466 or via email at [SOI@MassSchoolBuildings.org](mailto:SOI@MassSchoolBuildings.org).

## Images in this User Guide

The images in this User Guide were created by visiting the MSBA website using the Internet Explorer web browser. There may be some slight visual differences for users of Google Chrome, Firefox, or other browsers.

## Getting Started

District users should follow the procedures in this section to gain access to the SOI Application.

### Accessing the System

The MSBA District User Management Application streamlines the district user access process and allows the Superintendent to provide access to and manage their access as well as access for other district users for the SOI Application. It is also where the Superintendent can create users, review and submit access requests entered directly by District Users for the SOI Application.

Superintendents should request access to the MSBA District User Management System by completing the online District Access request process, which can be accessed by the link provided on the MSBA's website.

District Users can request access to the SOI Application directly by completing the online request, which can also be accessed by a link provided on the MSBA'S website.

***Please note: all access requests submitted directly by the District User require electronic review and submission from the Superintendent. The request will be pending until electronic review and submission from the Superintendent has been provided.***

### Superintendent Access Request

**STEP ONE:** Enter your information and click the "Review, Sign and Submit Request" button when you are finished providing the required information.

*Sample shown below.*



## Request Access to District User Management

Fields marked with an asterisk \* are required.

### Step 1/4 - Enter Superintendent Details

District Name \*

- Avon
- Ayer
- Ayer-Shirley
- Barnstable
- Bedford
- Belchertown
- Bellingham
- Belmont
- Berkley



Title \*

Superintendent

First Name \*

Middle Initial

Last Name \*

Email Address \*

Confirm Email Address \*

Address 1 \*

Address 2

City \*

State

MA

Zip \*

Phone \*

Extension

Fax

[Review, Sign, and Submit Request](#)

**STEP TWO:** Verify the information provided and make any edits by selecting the “Edit Superintendent Details” button.

*Sample shown below*

### Request Access to District User Management

#### Step 2/4 - Review Superintendent Details

Field	Details
District Name	Sample
Title	Superintendent
Name	Sample Name
Email Address	Sample@Sample.com
Address	123 test test, MA 23232-3232
Phone	(223) 232-3233 Ext. 23232
Fax	(232) 323-2323

Edit Superintendent Details

**STEP THREE:** Click the check box(s) below for access to the SOI Application and need to be the primary contact for the SOI application.

*Sample shown below*

#### Step 3/4 - SOI Application Access

Is SOI Application Access  
also needed?

Is SOI Application Primary  
contact?

If access to the SOI application at this point is not requested, it is still possible once access to District User Management has been approved.



**STEP FOUR:** Once the information has been verified, print your name and provide an electronic signature in the box below using a mouse (or finger/stylus if using a touch screen), and then select the "Submit for MSBA Approval" button.

*Sample shown below.*

**Step 4/4 - Print Name & Sign**

Print Name

Signature

Click here to sign

[Clear Signature](#)

Submit for MSBA Approval

*Sample signature below:*

**Step 4/4 - Print Name & Sign**

Print Name

Signature

A Sample signature shown. Click on the "Clear Signature" to clear and re-sign.

[Clear Signature](#)

Submit for MSBA Approval

Once the request has been submitted, you will receive a confirmation of the request. Please note, at this point the request has been submitted to the MSBA. There is **no need** to print or fax the request. You can view the request by clicking on the link to the form.

**Request Access to District User Management**

Your request to access the District User Management and Statement of Interest Applications for the District(s) of Agawam has been submitted successfully to the MSBA! Please click on the form(s) below to download the submitted request for your record.

**There is no need to fax or email these forms to the MSBA.**

[District User Management - Access Request Form for District Agawam](#)  
[SOI Application - Access Request Form for District Agawam](#)

Click on the links to download your request(s) for your own records

Once the MSBA approves the access form to the application, an email with the username and password details will be sent. Questions? Please email [SOI@massschoolbuildings.org](mailto:SOI@massschoolbuildings.org) or call 617.720.4466

System access will be granted upon the MSBA's receipt and review of your request. The login information, username and temporary password will be sent in an email also containing a link to access the **MSBA Applications**. Enter those credentials as shown below:

The image shows the MSBA System Login form. It has two main callouts: a blue arrow pointing to the Username field labeled "Enter your username" and another blue arrow pointing to the Password field labeled "Enter your temporary or existing password". The form includes fields for Username and Password, a "Remember Me" checkbox, a "Login" button, and links for "Forgot your username?" and "Forgot your password?".

Only authorized users with a valid username and password issued by the Massachusetts School Building Authority may access and use this system. Passwords must be changed every 90 days. User accounts not utilized for 180 days will be deactivated. The user will need proper approval to regain access.

After logging in the first time with a temporary password, you will be prompted to create a password to be used going forward.

**Set new password**

The image shows the "Set new password" form. It has three input fields: "Enter old/temporary password:", "Enter new password:", and "Confirm the password:". There are two callouts: a blue rounded rectangle pointing to the first field labeled "Enter your temporary password here" and another blue rounded rectangle pointing to the second and third fields labeled "Set a new password and confirm it".

**Password must follow these rules:**

- Length between 8 and 20 characters
- Contains three of the following:
  - At least one upper case letter
  - At least one lower case letter
  - At least one digit(0-9)
  - At least one of these special characters(!@#%\$%)

Set Password

After creating your password, you will be required to re-login using your newly created password.

To access the “District User Management” Application, which allows you to create and manage user requests, please select the “District User Management” Application from the Applications list.



Once in this system, the Superintendent can create his/her own user account in addition to other District user accounts.

*Please make sure that your mail system does not block or filter out the MSBA system generated mail messages as spam.*

## District User Management (Superintendents) and District User Access Request

Once the Superintendent logs in with their Username and password, the default page will appear. Superintendents then can create new users and submit user access requests to the MSBA for approval. There are four tabs available in this application.

*Sample screenshot shown below.*

### District User Management

Hello Superintendent,

Welcome to the Massachusetts School Building Authority's (MSBA) online District User Management. Here you can manage users who have access to MSBA's SOI Application.

If you have any questions, please contact the MSBA at 617.720.4466 (or) email [SOI@MassSchoolBuildings.org](mailto:SOI@MassSchoolBuildings.org)

The screenshot shows the 'Create Users' page in the District User Management system. At the top, there is a navigation bar with four tabs: '1 Create Users', '2 Review User Requests', '3 Submitted to MSBA', and '4 Approved by MSBA'. Below the navigation bar, the 'Create Users' section is highlighted. It contains the following text: 'Here you can create yourself (or) others as SOI users for the district. All the requests will be submitted to the MSBA. Once MSBA approves the request and an email with the username and password details will be sent to the user's email provided.' Below this text are two links: 'Create yourself as an SOI User' and 'Create new SOI User'. A callout bubble points to the 'Create yourself as an SOI User' link with the text: 'This link is only displayed if you did not request user access at the same time you requested access to the District User Management system in step 3 above.' Below the callout is a large box containing a list of steps: '1 - Create Users - Here you can create yourself (or) others as SOI users for the district.', '2 - Review User Requests - Here you can see who requested access to SOI application. Sign and submit the form to MSBA.', '3 - Submitted to MSBA - Here you can see all the requests submitted to MSBA. The request can be downloaded as a PDF for each user.', and '4 - Approved by MSBA - Here you can see all the users who are approved by MSBA and who have access to SOI Application for your district.'

### District User Management

Hello Superintendent,

Welcome to the Massachusetts School Building Authority's (MSBA) online District User Management. Here you can manage users who have access to MSBA's SOI Application.

If you have any questions, please contact the MSBA at 617.720.4466 (or) email [SOI@MassSchoolBuildings.org](mailto:SOI@MassSchoolBuildings.org)

This screenshot is identical to the one above, showing the 'Create Users' page with the same navigation bar, callout bubble, and step list.

1. **Create Users** - The Superintendent can create a new user by clicking on the "Create New User" link and completing the information requested on the form.

There are two options:

- Create yourself as an SOI User

- Create a new SOI User

### Create yourself as an SOI User

Allows the Superintendent the ability to request access to the SOI Application. After completing the request, it will electronically be sent to MSBA for approval. This option will no longer appear once access is provided.

**Note:** The Create Users link is only displayed if you did not request access to the SOI at the same time you requested District User Management in “Step 3” above.

*Samples shown below*

#### Create Yourself as an SOI User

[Click here to go to Home Page](#)

#### Step 1 - Review User Details

##### User Details

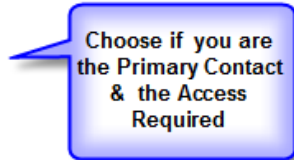
District Name	Sample
Title	Superintendent
Name	Sample Name
Email Address	Sample@ample.com
Address	123 test test, MA 23232-3232
Phone	(232) 323-2323 Ext. 12323
Fax	(334) 343-4343



#### Step 2 - Check Primary Contact & Access Needed

Is Primary Contact

Access Requested



#### Step 3 - Print Name & Sign

##### Print Name

##### Signature

A rectangular box containing a handwritten signature that reads "test".

[Clear Signature](#)

#### Step 4 - Submit to MSBA

Once the MSBA has approved the request, you will receive an email, which indicates the approval for access to the SOI Application and when entering MSBA Applications, you will now see “Statement of Interest” available in the list of Applications.



Applications
District User Management
Statement of Interest

### **District User Access Request / Create a New SOI User**

District Users can either request access to the SOI Application directly using the link provided on the MSBA’s website, or the Superintendent can create a new District User request for access to the SOI Application.

***Please note: all access requests submitted directly by the District User require electronic review and submission from the Superintendent. The request will be pending until electronic review and submission from the Superintendent has been provided.***

After completing the request using either of the methods above, the request will be electronically sent to the MSBA for approval.

*Samples shown below.*

### Request Access to the Statement of Interest Application

Fields marked with an asterisk \* are required.

#### Step 1/3 - Enter User Details

District Name \*

- Abington
- Acton-Boxborough
- Acushnet
- Adams-Cheshire
- Agawam
- Amesbury
- Amherst
- Amherst-Pelham



Title \*

--Please select--

First Name \*

first name

Middle Initial

middle initial

Last Name \*

last name

Email Address \*

email

Confirm Email Address \*

confirm email

Address 1 \*

address 1

Address 2

address 2

City \*

city

State

MA

Zip \*

zip code

Phone \*

phone number

Extension

extension

Fax

fax number

Primary Contact

Review User Details and Submit Request

After completing the above information, select the “Review User Detail and Submit Request” button to review user details. If no changes are needed print your name and electronically sign the form and click on the “Submit for MSBA Approval” button



**Request Access to the Statement of Interest Application**

[Click here to go to Home Page](#)

**Step 2/3 - Review User Details**

User Details

District Name	Acton-Boxborough
Title	Accountant
Name	Sample Name
Email Address	sample@sample.com
Address	test test, MA 12345-6789
Phone	(123) 456-7890
Fax	
Is Primary Contact	No

Access Requested To:

DistName	SchoolName	RoleName
Acton-Boxborough	All Schools	District Write

**Edit User Details**

**Step 3/3 - Sign & Submit to MSBA for Approval**

Print Name

Signature

[Clear Signature](#)

**Submit for MSBA Approval**



After selecting “Submit for MSBA Approval”, you will receive the confirmation message below. At this point the request is pending with the MSBA. Once reviewed by the MSBA, an email will be sent to the user with the assigned login credentials.

**Request Access to the Statement of Interest Application**

[Click here to go to Home Page](#)

Your request to access the Statement of Interest Application for the District(s) of Abington has been successfully submitted to the MSBA.

Next Step - MSBA approves the request and an email with the user ID and password details will be provided.

You will find the Submitted Users in the “Submitted to MSBA” tab on your home page. You can download the User Access PDFs from there for your reference.

Questions? Please email [SOI@massschoolbuildings.org](mailto:SOI@massschoolbuildings.org)

[Click here to go back to Home Page](#)

If a District User is requesting access directly, Step 3 will be slightly different as Superintendent review is also required. If there is **not** a Superintendent on file for the district elected with access in District User Management, an option will appear to enter the Superintendent’s email address.

**Step 3/3 - Submit to Superintendent for Approval**

Enter Your Superintendent's  
Email Address \*

Confirm Superintendent's  
Email Address \*

**Submit for Superintendent Approval**

When “Submit for Superintendent Approval” is selected, the user will see the below confirmation, and an email will be sent to the entered email address notifying the Superintendent an access request is pending for review. The Superintendent will need to request access, if they do not already have it, to be able to proceed and review the access request.



### Request Access to the Statement of Interest Application

Your request to access the Statement of Interest Application for the District(s) of Barnstable has been successfully submitted to the Superintendent. This request will be pending approval from Superintendent until they have access to MSBA's District User Management.

**Next Steps**

Superintendent reviews and signs the request and submits to MSBA.

MSBA approves the request and an email with the username and password details will be provided.

At any point, please contact the Superintendent for the status of the request.

Please click on the district name(s) below to download the submitted request for your record. There is no need to fax or email these forms to the Superintendent or MSBA.

Once the Superintendent and MSBA approves the District user's access to the application, an email with the username and password details will be sent.

Questions? Please email [SOI@massschoolbuildings.org](mailto:SOI@massschoolbuildings.org)

2. **Review User Requests** – Superintendents can create a District user or District Users can create a request for access. If the user creates and submits the request, it will be seen below by the Superintendent to review and submit to the MSBA for approval.

Sample shown below.

The screenshot shows a web interface with four tabs: 'Create Users', 'Review User Requests', 'Submitted to MSBA', and 'Approved by MSBA'. The 'Review User Requests' tab is active, displaying the title 'Review District Users Requests' and 'Step 1 - Review & Select Users'. Below this is a table of requests with columns for Name, User Name, Role, District, and Submitted Date. A callout box points to a checkbox in the first column of the table. Below the table is 'Step 2 - Print Name & Sign', which includes a 'Print Name' text input field and a 'Signature' text area. A callout box points to the signature area, and another points to a 'Clear Signature' link below it. At the bottom is 'Step 3 - Submit Selected Requests to MSBA', featuring a 'Submit Selected Requests to MSBA' button. A callout box points to this button.


<input type="checkbox"/>	Name	User Name	Role	District	Submitted Date
<input type="checkbox"/>	Test DistCello	TDistCello1	District Write	Abington	1/3/2018

3. **Submitted to MSBA** – Here you can see all the requests submitted to the MSBA. The requests can be downloaded as a PDF for each user if needed.

Sample shown below.

[Create Users](#)   [Review User Requests](#)   **Submitted to MSBA**   [Approved by MSBA](#)

### Submitted to MSBA District Users Requests

Name	User Name	Role	District	Submitted Date	Reviewed Date	
<a href="#">Test DistAbby</a>	TDistAbby1	District Write	Abington	1/3/2018	1/3/2018	

#### User Details

Title	Accountant
First Name	Test
Middle Name	T
Last Name	DistAbby
Username (Login ID)	TDistAbby1
Email	tDistAbby@test.com
Address1	235
Address2	test test
City	test
State	MA
Zip	34343-4343
Phone	(343) 434-3434 ext. 34343
Fax	(343) 434-3434


Hovering on the Name will display the "user Details" below as shown.

Click on the "PDF" Icon to download your submitted Access Request for the user.

4. **Approved by MSBA** – Here you can see all the users who are approved by MSBA and who have access to the SOI Application for your district. The PDF of the request is available on this tab as well.

[Create Users](#)   [Review User Requests](#)   [Submitted to MSBA](#)   **Approved by MSBA**

### Approved District Users Requests

Name	User Name	Role	District	Submitted Date	Reviewed Date	Approved Date	
<a href="#">Test DistAbby</a>	TDistAbby1	District Write	Abington	1/3/2018	1/3/2018	1/3/2018	

## New Statement of Interest or Pre-Populating

There are two options (see *the table below*) for the district to consider when beginning the SOI process.

<p>1. Does the district wish to start a new SOI from scratch?</p>	<p>Most districts will be submitting a <b>new</b> SOI. Follow the instructions in the "<a href="#">Creating a New Statement of Interest</a>" section of this guide.</p>
<p>2. Does the district wish to submit a 2024 SOI for the same school for which it submitted a 2023 SOI?</p>	<p>You may want to <b>pre-populate</b> an SOI previously submitted in 2023. This process will copy the 2023 SOI so that the district can edit the fields that need to be changed and updated.</p> <p><b>If the district intends to pre-populate one or more of its 2023 SOI(s), please note that the district must:</b></p> <ol style="list-style-type: none"> <li><b>1. Select Program Type</b></li> <li><b>2. Reselect the Statutory Priorities</b></li> </ol> <p><b>Once the Statutory Priorities have been reselected, the district will be able to see its 2023 SOI data throughout the 2024 SOI.</b></p> <p>For this option, please see the <a href="#">Pre-Populating Data</a></p> <p><a href="#">Pre-Populating Closed School and New Statement of Interest(s) with Previously Submitted Data</a> section at the end of this guide.</p>

## Logging on to the Statement of Interest Application

To log on to the SOI Application, click on the following link: <https://www.massschoolbuildings.org/>

Click the "Your Statement of Interest" button on the left-hand column of the MSBA website home page to get to the login screen. You can save the MSBA homepage as a favorite to avoid having to retype the address each time access to the system is required.



# Massachusetts School Building Authority

Funding Affordable, Sustainable, and Efficient Schools in Partnership with Local Communities

- Citizens
- Investors
- Legislators
- Districts
- Press
- Construction

About Us

Working With Us

Building With Us

Policies, Forms & Guidelines

Our Programs & Initiatives

Your School

News & Events

Public Records Requests

Employment Opportunities

### MSBA APPLICATIONS

- Enrollment Projection
- Maintenance and Capital Planning
- OPM Report
- Pro-Pay Reimbursements

### YOUR STATEMENT OF INTEREST

## 600 PROJECTS IN OUR CAPITAL PIPELINE

The MSBA has over 600 projects across the Commonwealth currently in our capital pipeline.

Updates to the MSBA Regulations

### Updates to the MSBA Regulations

For more information click [here](#)

Our Mission: Partner with Massachusetts communities to support the design and construction of educationally-appropriate, flexible, sustainable, and cost-effective public school facilities.

### VOTE REQUIREMENTS

MSBA Vote Policies

For more [information](#)

### School Construction COSTS

School Construction Costs

The MSBA staff has published an interactive tool with bid data starting in fiscal year 2009, as well as projected estimates for new construction projects.

### NEWS

MSBA Designer Selection Panel Meeting - Tuesday, January 16, 2024 at 8:30 AM [MORE](#)

The MSBA SOI application system will

Sample of the login page shown below.

### MSBA System Login

Username:	<input type="text"/>
Password:	<input type="password"/>
<input type="checkbox"/> Remember Me	<input type="button" value="Login"/>


[Forgot your username?](#)

[Forgot your password?](#)

Only authorized users with a valid username and password issued by the Massachusetts School Building Authority may access and use this system. Passwords must be changed every 90 days. User accounts not utilized for 180 days will be deactivated. The user will need proper approval to regain access.

If you forget either your username or your password, you can click on the links on this page to have them emailed.

Once logged on, you will see the list of the MSBA Systems to which you have access on the left.



MSBA Systems

District User Amesbury, you are in: **MSBA System Home**

[Applications Home](#) | [My Account](#) | [Sign Out](#)

---

Applications
Statement of Interest

Select **Statement of Interest** from the list on the left to begin.

## System Entry

When you have chosen the SOI System you will arrive on the System's Introduction page.

MSBA Systems

Home

Region 01

District

School

20080

20090

Click on school name to begin creating an SOI

Welcome to the Massachusetts School Building Authority's (the "MSBA") online Statement of Interest ("SOI") System! Submitting an SOI is the first critical step in the MSBA's program for school building construction, addition/renovation, extensive repair and repair grants. It allows districts to inform the MSBA about deficiencies that may exist in a local school facility and how those deficiencies inhibit the delivery of the district's educational program.

This online system is intended to streamline the SOI process and all SOIs must be transmitted to the MSBA using this online SOI System. The [User Guide](#), which explains how to use the online SOI System and other helpful SOI information, can be accessed by [clicking here](#). Please direct any questions that you might have about the SOI process or system to the MSBA by calling 617.720.4466 or via email at [SOI@MassSchoolBuildings.org](mailto:SOI@MassSchoolBuildings.org).

**Please click on the school name on the left-hand side of the page to begin creating an SOI.**

Please note that a separate SOI must be submitted for each existing school for which the city, town or regional school district may have an interest in applying to the MSBA for a grant. **Each district must prioritize one Core Program SOI from all of the SOIs that the district has submitted or prepopulated, including any SOIs that may be in the MSBA's capital pipeline. At no time shall a district have more than one prioritized SOI on file with the MSBA.**

Districts do not need to mail a hard copy of the SOI. Electronic signatures will be obtained from the required signatories through the MSBA's online SOI System and will transmit the SOI electronically when all signatures have been obtained.

All vote documentation must be uploaded to the MSBA's online SOI system vote tab. Please do not mail hard copies of the votes.

Every district must submit the Closed Schools Certification before submitting an SOI. **Please note, the district's submission is not yet complete if the district selected Statutory Priority 1 or Statutory Priority 3.** If either of these priorities were selected, the district must post-mark and submit to the MSBA by the Core Program SOI filing period closure date the required supporting documentation to the MSBA, which is described below.

ADDITIONAL DOCUMENTATION REQUIRED FOR SOI STATUTORY PRIORITIES 1 AND 3 IN ORDER TO BE CONSIDERED COMPLETE:

- If the District selects Statutory Priority 1: Replacement or renovation of a building, which is structurally unsound or otherwise in a condition seriously jeopardizing the health and safety of the school children, where no alternative exists, the MSBA requires a hard copy of the engineering (or other) report detailing the nature and severity of the problem and a written professional opinion of how imminent the system failure is likely to manifest itself. The district also must submit photographs of the problematic building area or system to the MSBA. The SOI will not be considered complete unless this information is provided.
- If the District selects Statutory Priority 3: Prevention of a loss of accreditation, the SOI will not be considered complete unless a summary of the accreditation report focused on the deficiencies as stated in this SOI are provided.

**ADDITIONAL INFORMATION:** In addition to the information required above, the District may also provide reports, pictures, or other information they feel will give the MSBA a better understanding of the issues identified at a facility. The additional documentation must also be post-marked and submitted to the MSBA by the Core Program SOI filing period closure date.

**The SOI is NOT an application for funding. Submission of the SOI in no way commits the MSBA to accept an SOI, approve an SOI, provide a grant or any other type of funding, or places any other obligation or requirement upon the MSBA. The MSBA expects that an SOI can be completed at no cost to the city, town or regional school district. The MSBA is interested in hearing from the district itself about potential problems that may exist in a local school facility. Communities should not seek professional assistance to complete an SOI. The MSBA will NOT reimburse for any expenses that may be incurred in connection with the completion of an SOI.**

NOTE: Most of the fields in this online SOI system require data to be entered. Generally, users cannot exit a page and continue to another page without entering data into the required fields. Each page must be SAVED individually, after editing.

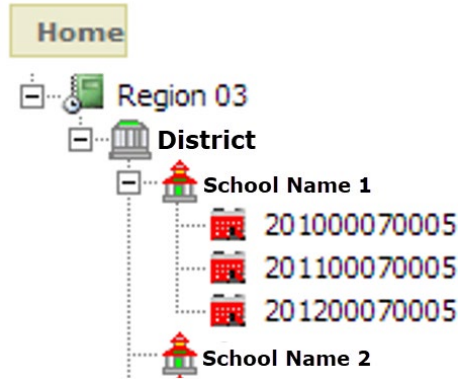
The MSBA reserves the right to modify the online SOI system and to request and obtain additional, follow-up information from the city, town or regional school district.

Thank you.

## Navigating the System Hierarchy

On the left-hand side of the screen is a navigation hierarchy, which opens to your specific district. You may move between schools in the district and Statements of Interest.

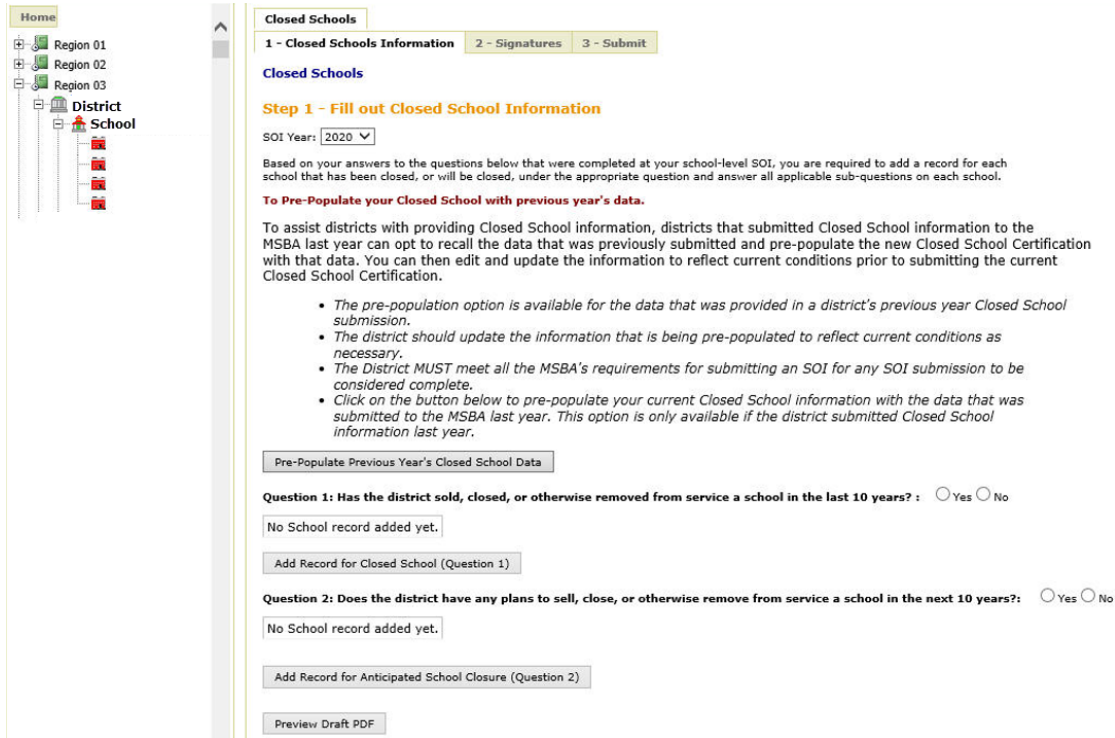
Region → District → School → SOI (represented by an MSBA ID number below)



Please note that this sample image does not reflect an actual district.

**Region:** The first level in the navigation hierarchy is the “Region” level. The MSBA has assigned every district to a region based on geographic location. This is the highest level or “Home” level. The SOI System will bring the district user right to its region.

**District:** The second level in the navigation hierarchy is the “District” level. This level contains Closed Schools information.



The “Closed Schools” tab must be completed before the district submits an SOI. There is additional information regarding this tab in the [“Other Required Information”](#) section of this User Guide.

**School:** The next level in the navigation hierarchy is the “School” level (*pictured below*). This level contains the “New SOI” tab where the district begins the process of submitting an SOI.



To view the list of all schools in a district, select the “+” located to the left of the district name. To collapse the list, select the “-” to the left of the district name.

**Home**

- Region 05
  - District
    - School Name
      - 2008005
      - 2011005
      - 2024005

**New SOI**

**SOI Certification**

To be eligible to submit an SOI, a district must certify the following:

<input type="checkbox"/>	The district hereby acknowledges and agrees that this SOI is NOT an application for funding and that submission of this SOI in no way commits the MSBA to accept an application, approve an application, provide a grant or any other type of funding, or places any other obligation on the MSBA.
<input type="checkbox"/>	The district hereby acknowledges that no district shall have any entitlement to funds from the MSBA, pursuant to M.G.L. c. 70B or the provisions of 963 CMR 2.00.
<input type="checkbox"/>	The district hereby acknowledges that the provisions of 963 CMR 2.00 shall apply to the district and all projects for which the district is seeking and/or receiving funds for any portion of a municipally-owned or regionally-owned school facility from the MSBA pursuant to M.G.L. c. 70B.
<input type="checkbox"/>	The district hereby acknowledges that this SOI is for one existing public school in the district that is currently used or will be used to educate public school students in grades Pre-K through 12 as reported to the Department of Elementary and Secondary Education (the "DESE") and that the school for which the SOI is being submitted does not solely serve the district's Pre-K student population.
<input type="checkbox"/>	Prior to the submission of the SOI, the district will schedule and hold a meeting at which the School Committee will vote, using the specific language contained in the "Vote" tab, to authorize the submission of this SOI. This is required for cities, towns, and regional school districts.
<input type="checkbox"/>	Prior to the submission of the SOI, the district will schedule and hold a meeting at which the City Council/Board of Aldermen or Board of Selectmen/equivalent governing body will vote, using the specific language contained in the "Vote" tab, to authorize the submission of this SOI. This is not required for regional school districts.
<input type="checkbox"/>	The district hereby acknowledges that current vote documentation is required for all SOI submissions. The district will use the MSBA's vote template and the required votes will specifically reference the school name and the Statutory Priorities for which the SOI is being submitted.
<input type="checkbox"/>	The district hereby acknowledges that it must upload all required vote documentation on the "Vote" tab, in the format required by the MSBA. All votes must be certified or signed and on city, town or district letterhead.
<input type="checkbox"/>	The district hereby acknowledges that this SOI submission will not be complete until the MSBA has received all required supporting documentation for Statutory Priority 1 and/or Statutory Priority 3, if either is selected. If Statutory Priority 1 is selected, the district's SOI will not be considered complete unless and until the district provides the required engineering (or other) report, a professional opinion regarding the problem, and photographs of the problematic area or system. If Statutory Priority 3 is selected, the district's SOI will not be considered complete unless and until the district provides a summary of the accreditation report focused on the deficiencies as stated in this SOI. The documentation noted above must be post-marked and submitted to the MSBA by the Core Program SOI filing period closure date.

Save SOI Certification

**Statement of Interest** (represented by an MSBA ID number): The final level in the navigation hierarchy is populated with the submission of an SOI.

To view a list of any previously submitted SOIs related to a school, select the “+” located to the left of the school name. To collapse the list, select the “-” to the left of the school name.

To view details from a previously submitted SOI, click on the SOI year in the navigation hierarchy.

## Creating a New Statement of Interest

**Only one SOI may be submitted to the MSBA for each school in a given year** and each SOI must describe the perceived deficiencies of only one specific school.

For example, if a school needs repairs to its roof, windows, and boiler, only one SOI should be submitted for that school describing the needs in all three areas. Also, SOIs may only be submitted for existing schools.

**The Statement of Interest submission is final. Once submitted, further edits are not permitted. Errors and omissions in a submitted SOI should be reported to the MSBA ([SOI@MassSchoolBuildings.org](mailto:SOI@MassSchoolBuildings.org))**

## Beginning a New Statement of Interest

If you want to begin a new SOI, click on the school for which you would like to submit an SOI. Find the “New SOI” tab at the top of the page and click there. This will start a new SOI, or, if you have already begun an SOI for this year but have not submitted it yet, this will take you to the new SOI you are currently working on for that school, provided you have saved the draft SOI.

When you first click the “New SOI” tab you will see the “SOI Certification” page.

Sample shown below.

New SOI

**SOI Certification**

To be eligible to submit an SOI, a district must certify the following:

<input type="checkbox"/>	The district hereby acknowledges and agrees that this SOI is NOT an application for funding and that submission of this SOI in no way commits the MSBA to accept an application, approve an application, provide a grant or any other type of funding, or places any other obligation on the MSBA.
<input type="checkbox"/>	The district hereby acknowledges that no district shall have any entitlement to funds from the MSBA, pursuant to M.G.L. c. 70B or the provisions of 963 CMR 2.00.
<input type="checkbox"/>	The district hereby acknowledges that the provisions of 963 CMR 2.00 shall apply to the district and all projects for which the district is seeking and/or receiving funds for any portion of a municipally-owned or regionally-owned school facility from the MSBA pursuant to M.G.L. c. 70B.
<input type="checkbox"/>	The district hereby acknowledges that this SOI is for one existing public school in the district that is currently used or will be used to educate public school students in grades Pre-K through 12 as reported to the Department of Elementary and Secondary Education (the "DESE") and that the school for which the SOI is being submitted does not solely serve the district's Pre-K student population.
<input type="checkbox"/>	Prior to the submission of the SOI, the district will schedule and hold a meeting at which the School Committee will vote, using the specific language contained in the "Vote" tab, to authorize the submission of this SOI. This is required for cities, towns, and regional school districts.
<input type="checkbox"/>	Prior to the submission of the SOI, the district will schedule and hold a meeting at which the City Council/Board of Aldermen or Board of Selectmen/equivalent governing body will vote, using the specific language contained in the "Vote" tab, to authorize the submission of this SOI. This is not required for regional school districts.
<input type="checkbox"/>	The district hereby acknowledges that current vote documentation is required for all SOI submissions. The district will use the MSBA's vote template and the required votes will specifically reference the school name and the Statutory Priorities for which the SOI is being submitted.
<input type="checkbox"/>	The district hereby acknowledges that it must upload all required vote documentation on the "Vote" tab, in the format required by the MSBA. All votes must be certified or signed and on city, town or district letterhead.
<input type="checkbox"/>	The district hereby acknowledges that this SOI submission will not be complete until the MSBA has received all required supporting documentation for Statutory Priority 1 and/or Statutory Priority 3, if either is selected. If Statutory Priority 1 is selected, the district's SOI will not be considered complete unless and until the district provides the required engineering (or other) report, a professional opinion regarding the problem, and photographs of the problematic area or system. If Statutory Priority 3 is selected, the district's SOI will not be considered complete unless and until the district provides a summary of the accreditation report focused on the deficiencies as stated in this SOI. The documentation noted above must be post-marked and submitted to the MSBA by the Core Program SOI filing period closure date.

Save SOI Certification

The purpose of the SOI Certification page is to ensure that district users fully understand the SOI process and are able to meet its requirements. To proceed from this page and continue with submission of an SOI, all boxes must be checked. By checking all boxes, you are certifying that all the outlined conditions have been completed or will be completed within the required timeframe, and that you understand the information contained within each box.

Once you have checked all the boxes and clicked on the "Save SOI Certification" button at the bottom of the page, the rest of the SOI will open for editing.

### Entering and Saving Data

You will be asked to enter data on every page of the SOI, and you will have to complete every field on a page to save your data.

***Make sure you click on the "Save" button at the bottom of every page to save your changes. If you navigate away from the page before saving, your data will not be preserved, and you will have to re-enter your answers to every question.***

## Statement of Interest Home Tab

The SOI Home page is a landing page for new and existing SOI applications. The SOI Home Page is view only and it summarizes the different steps needed to complete the SOI and gives the user a status of where they are in the process of filling out their SOI application.

Values for the different statuses are:

- Not Started Yet – did not start saving data
- In Process – tabs saved
- Finalized and ready for Submission
- Completed – for submitted SOIs

*Sample shown below.*

New SOI							
SOI Home	SOI Main	General Description	Priorities	Signatures	Vote	Closed School	Submit

### SOI - Not Submitted Yet

SOI Submission process can be divided into the following sections and a district must follow and finish the process to submit their SOI.

#### 1 - Complete and check SOI Certifications

SOI Certifications - Completed

#### 2 - Complete all the tabs for SOI at school level

Complete all the information in all the tabs below in the order mentioned.

[SOI Main Page](#) - Not Started Yet

[General Description Page](#) - Not Started Yet

[Priorities Page](#) - Not Started Yet

#### 3 - Finalize and complete all the signatures

[SOI Section Finalized](#) No

#### 4 - Upload All Vote information

[Votes Page](#) - Not Started Yet

#### 5 - Complete and submit Closed School Data at district level

**Complete all the information.**

[Closed School Information](#) - Not Yet Started

**Finalize and complete all signatures.**

[Closed School Information Finalized](#) No

**Submit the Closed School Information.**

[Closed School Submit Page](#)

#### 6 - Submit SOI at school level

Once all the 4 steps above are done, your SOI is ready for submission. Please go to the "Submit" tab to submit the Statement of Interest to MSBA.

[SOI Submit Page](#)

*For any clarifications or question, please refer to the [SOI page](#) and if you still need help, please contact the MSBA at 617-720-4466 or [click here](#).*

## Statement of Interest Main Tab

The second tab in the New SOI section is called "SOI Main." Answers to questions on this page will affect other pages in the SOI and possibly other SOIs submitted by the district, so please be thorough.

- Additional detail may be required if you answer "yes" to certain questions.
  - **If the district intends to pre-populate one or more of its 2023 SOI(s), please note that the district must:**
    - **Select Program Type**
    - **Reselect the Statutory Priorities**
- Once the Statutory Priorities have been reselected, the district will be able to see its 2023 SOI data throughout the 2024 SOI.**
- If the District selects the Program Type as ARP, only Priority 5 can be selected.

New SOI

SOI Home
SOI Main
General Description
Priorities
Signatures
Vote
Closed School
Submit

**District:**

**School:**

**Address:**

**Program Type:** --Please select--

**Potential Project Scope:** --Please select--

---

**Priorities**

The following summary of the Statutory Priorities as set forth in M.G.L. c. 70B, § 8 have been included in the Statement of Interest (for the Core Program, select as many as are applicable):

1.Replacement or renovation of a building which is structurally unsound or otherwise in a condition seriously jeopardizing the health and safety of school children, where no alternative exists.

2.Elimination of existing severe overcrowding.

3.Prevention of the loss of accreditation.

4.Prevention of severe overcrowding expected to result from increased enrollment.

5. Replacement, renovation or modernization of school facility systems, such as roofs, windows, boilers, heating and ventilation systems, to increase energy conservation and decrease energy related costs in a school facility.

6.Short term enrollment growth.

7.Replacement of or addition to obsolete buildings in order to provide for a full range of programs consistent with state and approved local requirements.

8.Transition from court-ordered and approved racial balance school districts to walk-to, so-called, or other school districts.

**SOI Vote Requirement**

I acknowledge that I have reviewed the MSBA's vote requirements for submitting an SOI, which are set forth in the Vote Tab of this SOI. I understand that the MSBA requires votes from specific governing bodies, in a format **using the language provided by the MSBA**. Further, I understand that the MSBA requires certified and signed vote documentation to be submitted with the SOI. I acknowledge that my SOI will not be considered complete and, therefore, will not be reviewed by the MSBA unless the required accompanying vote documentation is submitted in a form that is acceptable to the MSBA. All SOI vote documentation must be uploaded on the Vote Tab.

---

**Each district must prioritize one Core Program Statement of Interest from all of the Statements of Interest that the district has submitted or prepopulated, including any SOIs that may be in the MSBA's capital pipeline. At no time shall a district have more than one prioritized SOI on file with the MSBA.**

**Is this SOI the District Priority SOI?**  YES  NO  
 If No, please select the school name of the District Priority SOI:  
--Please Select--

---

**Is this part of a larger Master Facilities Plan and/or Educational Plan within the past five years that includes facility goals for this building and all school buildings in the District?**  YES  NO  
 If "YES", please provide the following:

Facilities Plan Date:  

Planning Firm:  

Please provide a brief summary of the plan(s) including its goals and how the school facility that is the subject of this SOI fits into that plan. (maximum of 3000 characters)

Provide, if applicable, the most recent budget approval process that resulted in an operating budget reduction and the impact of the reduction to the school district (staff reductions, discontinued programs, consolidation of facilities . Please provide a description of the program modifications as a consequence of these teacher and/or staff reductions, including the impact on district class sizes and curriculum. If no recent teacher layoffs and/or staff reductions have occurred, please enter "Does Not Apply" (maximum of 1000 characters).

Please provide a description of the local actions and approvals needed to secure both funding for a feasibility study and project funding for a potential building project with the MSBA. Please include schedule information for both funding actions (i.e. Town Meeting, City Council/Town Council meetings, Regional School Committee Meetings). (maximum of 2000 characters).

Save

## Statutory Priorities

The SOI Main page displays the district name and school name followed by a list of the Statutory Priorities set forth in M.G.L. c. 70B, § 8. Statutory Priorities to be included in the SOI must be indicated by selecting the checkboxes associated with each priority. Select all Statutory Priorities that you believe apply to the school. [Use this link to see Statutory Priority 1 and 3 Requirements.](#)

## SOI Vote Requirement

You must acknowledge that you have reviewed the vote requirements that are displayed in the “Vote” tab in the system application.

*Sample shown below.*

### SOI Vote Requirement

- I acknowledge that I have reviewed the MSBA's vote requirements for submitting an SOI, which are set forth in the Vote Tab of this SOI. I understand that the MSBA requires votes from specific parties/governing bodies, in a specific format using the language provided by the MSBA. Further, I understand that the MSBA requires certified and signed vote documentation to be submitted with the SOI. I acknowledge that my SOI will not be considered complete and, therefore, will not be reviewed by the MSBA unless the required accompanying vote documentation is submitted to the satisfaction of the MSBA. All SOI vote documentation must be uploaded on the Vote Tab.

## Scope

Districts must identify whether the potential project scope for this SOI would be a **Core Project**: (see *description below*) or an **Accelerated Repair Project** (see *description below*) by selecting the appropriate project scope from the dropdown list.

The **Core Program** is primarily for projects beyond the scope of the Accelerated Repair Program, including extensive repairs, renovations, addition/renovations, and new school construction. The deadline for Core Program SOIs is **Friday, April 12, 2024 at 11:59 PM**.

The **Accelerated Repair Program** is primarily for the repair and/or replacement of windows and/or roofs in an otherwise structurally sound facility. The deadline for Accelerated Repair Program SOIs is **Friday, March 1, 2024 at 11:59 PM**.

## Identify the District's Priority SOI

Districts must identify/select one priority SOI among all SOIs submitted by the district when filing for the **Core Program**. If the current SOI is that priority, indicate this by selecting the “YES” radio button. If not, select the “NO” radio button and then select the district's priority SOI School from the dropdown list. Once a district submits a school as their priority SOI, the school associated with the priority will appear in the dropdown list with an asterisk (\*).

## General Description Tab

The “General Description” tab is where the district should provide detailed information about the site and building.

Sample shown below.

SOI Home	SOI Main	<b>General Description</b>	Priorities	Signatures	Vote	Closed School	Reports	Submit
----------	----------	----------------------------	------------	------------	------	---------------	---------	--------

**BRIEF BUILDING HISTORY:** Please provide a detailed description of when the original building was built, and the date(s) and project scopes(s) of any additions and renovations including modular units (maximum of 5000 characters).

Maximum of 5000 characters

---

**TOTAL BUILDING SQUARE FOOTAGE:** Please provide the original building square footage PLUS the square footage of any additions (field one below) and/or modular units (field two below).

<b>Original Building Plus Additions Square Footage</b>	<input type="text"/>
<b>Modular Units Square Footage</b>	<input type="text"/>

---

**SITE DESCRIPTION:** Please provide a detailed description of the current site, including confirming the address of the school, who has ownership, control, and use of the site, and any known existing conditions that would impact a potential project at the site. Please note whether there are any other buildings, public or private, that share this current site with the school and/or if there are multiple schools housed within the same building. What is the use(s) of this building(s)? (maximum of 5000 characters).

Maximum of 5000 characters

---

**BUILDING ENVELOPE:** Please provide a detailed description of the building envelope, types of construction materials used, and any known problems or existing conditions (maximum of 5000 characters).

Maximum of 5000 characters

---

<b>Has there been a Major Repair or Replacement of the EXTERIOR WALLS?</b>	<input type="radio"/> Yes <input type="radio"/> No
<b>Year of Last Major Repair or Replacement: (YYYY)</b>	<input type="text"/>
<b>Description of Last Major Repair or Replacement:</b> (Maximum of 1500 characters)	<input type="text"/>

---

<b>Total Roof Square Footage</b>	<input type="text"/>
----------------------------------	----------------------

---



**Roof Section** A ▾

**Is the District seeking replacement of the Roof Section?**  Yes  No

**Area of Section (square feet)**

**Type of ROOF (e.g., PVC, EPDM, Shingle, Slate, Tar & Gravel, Other (please describe))** (Maximum of 250 characters)

**Age of Section (number of years since the Roof was installed or replaced)**

**Description of repairs, if applicable, in the last three years. Include year of repair:** (Maximum of 1500 characters)

**Total Window Count**

**Window Section** A ▾

**Is the District seeking replacement of the Windows Section?**  Yes  No

**Windows in Section (count)**

**Type of WINDOWS (e.g., Single Pane, Double Pane, Other (please describe))** (Maximum of 250 characters)

**Age of Section (number of years since the Windows were installed or replaced)**

**Description of repairs, if applicable, in the last three years. Include year of repair:** (Maximum of 1500 characters)

**MECHANICAL and ELECTRICAL SYSTEMS:** Please provide a detailed description of the current mechanical and electrical systems and any known problems or existing conditions (maximum of 5000 characters).

Maximum of 5000 characters

**Total Building Boilers**

**Has there been a Major Repair or Replacement of the HVAC SYSTEM?**  Yes  No

**Year of Last Major Repair or Replacement: (YYYY)**

**Description of Last Major Repair or Replacement:** (Maximum of 1500 characters)

Maximum of 1500 characters

**Has there been a Major Repair or Replacement of the ELECTRICAL SERVICES AND DISTRIBUTION SYSTEM?**  Yes  No

**Year of Last Major Repair or Replacement: (YYYY)**

**Description of Last Major Repair or Replacement:** (Maximum of 1500 characters)

Maximum of 1500 characters

**BUILDING INTERIOR:** Please provide a detailed description of the current building interior including a description of the flooring systems, finishes, ceilings, lighting, etc. (maximum of 5000 characters).

Maximum of 5000 characters

**SPACES AND PROGRAMS:** Please provide a description of the number and sizes (in square feet) of all spaces. Please also provide the current grade structure and programs offered if a vocational or comprehensive high school offering Chapter 74 Programs and/or Career Technical Education, please include the number of programs currently offered. (maximum of 5000 characters).

Maximum of 5000 characters

**TOTAL SCHOOL STUDENT ENROLLMENT:** Please provide the current student enrollment at the school as of the SOI filing.

**CURRENT GRADES SERVED AT SOI FACILITY:** Please check the boxes under each current grade level represented at the SOI facility.

PreK  K  1  2  3  4  5  6  7  8  9  10  11  12

**SCHOOL TYPE:** Please check under the appropriate boxes where applicable.  Comprehensive  Vocational  Agricultural  Regional  N/A

**CAPACITY and UTILIZATION:** Please provide the original design capacity and a detailed description of the current capacity and utilization of the school facility. Please also describe in detail any spaces that have been converted from their intended use to be used as classroom space (maximum of 5000 characters).

Maximum of 5000 characters

**Is there overcrowding at the school facility?**

Yes  No

**If "YES", please describe in detail, including specific examples of the overcrowding and describe steps taken by the administration to address capacity issues.** (Maximum of 5000 characters)

Maximum of 5000 characters

**Please provide the current student to teacher ratios at the school facility that is the subject of this SOI (# students per teacher)**

**Please indicate if the ratio is a goal, practice or a class size policy adopted by the School Committee** (Maximum of 5000 characters)

Maximum of 5000 characters

**Please provide the originally planned student to teacher ratios at the school facility that is the subject of this SOI (# students per teacher)**

**MAINTENANCE and CAPITAL REPAIR:** Please provide a detailed description of the district's current maintenance practices within the past five years, its capital repair program, and the maintenance program in place at the facility that is the subject of this SOI. Please include specific examples of capital repair projects undertaken in the past, including any override or debt exclusion votes that were necessary (maximum of 5000 characters).

Maximum of 5000 characters

Save

## Priorities Tab

The “Priorities” tab provides **up to eight sub-tabs**, numbered 1 through 8. Each of the tabs is associated with the number assigned to one of the Statutory Priorities that were selected on the SOI Main tab. Detailed information related to each of the selected Statutory Priorities will be entered via these tabs.

If a Statutory Priority was selected on the SOI Main tab, the associated Priority tab will be displayed and activated (as shown by the checkmark in the box associated with Statutory Priority 2 in the image below). If a desired tab is not displayed, return to the SOI Main tab and select the desired Statutory Priority by checking the appropriate box.

Click on the number of each Priority tab to edit its associated questions. Specific guidance is provided with each Statutory Priority.

*Sample shown below.*

The screenshot shows a navigation bar with tabs: SOI Home, SOI Main, General Description, **Priorities**, Signatures, Vote, Closed School, and Submit. Below this, sub-tabs 1 and 2 are visible. Sub-tab 2 is active, indicated by a checkmark. A callout box points to the number '2' with the text: "Click on the number if each priority to edit its associated questions".

**Priority 1**

Replacement of seriously jeopardized... **structurally unsound or otherwise in a condition... children, where no alternative exists.**

**Guidance for Priority 1**

A district should only check Priority 1, in the written report, if an engineer or other appropriate credentialed professional, there is an **imminent danger of a building or systems failure** that could cause serious physical harm to building occupants or prevent the use and occupancy of the facility for educational purposes, such as:

- (1) Structural failure – ceilings, roofs, floors, interior or exterior walls in imminent danger of collapse
- (2) Utility lines that are leaking or causing an immediate, serious hazardous situation
- (3) Heating systems or steam pipes in imminent danger of rupture

Do **NOT** check Priority 1 if the situation:

- can be addressed by performing relatively minor repairs
- is stable if left alone (e.g., non-friable asbestos)
- is not a danger to the general building occupants in the normal use of the facility (e.g., non-friable asbestos in crawl spaces that building occupants do not generally access)
- is the result of lack of maintenance by the district
- is grandfathered under the current building and safety codes

If a district checks Priority 1, the MSBA must receive a hard copy of the engineering or other report detailing the nature and severity of the problem and a written professional opinion of how imminent the system failure is likely to manifest itself. The district also must submit photographs of the problematic building area or system to the MSBA. Your Statement of Interest will not be considered complete unless and until you provide the required reports, opinions, and photographs.

\* The determination of whether something qualifies as a Priority 1 rests solely with the MSBA, and the MSBA shall not be bound by the opinions or judgments of the district or by any engineering or other report submitted by the district.

In the example above, the district has selected Statutory Priorities 1 and 2. If only one Statutory Priority is selected, only that number will be displayed in the sub-tabs.

Every Statutory Priority sub-tab follows the same layout shown above. General guidance is provided. For each Statutory Priority that has been selected on the SOI Main tab for submission, the associated sub-tab will be available for editing.

There are three main questions that need to be completed before saving each Priority sub-tab:

- Question 1 - a detailed description of the district’s perceived problem and how it fits within the Priority;
- Question 2 - a detailed description of mitigation steps taken by the district to address the problem identified; and

- Question 3 - the impact of the perceived problem on the district's educational program should be addressed using specific examples of how the perceived problem limits the district's ability to deliver its educational program.

A limited set of formatting controls are provided for the user's convenience. Select the "+" located in the lower, right-hand corner of the answer to expand the size of the available window and, after expanding it, select the "-" to return it to its original size.

Statutory Priority 1 through 6 include additional questions following the three main questions. For Statutory Priority 3, the questions are on the top of the page. Responses are required for all questions.

***Please remember to SAVE your data! You must fill in every field to save.***

Before transmitting an SOI to the MSBA, certain local votes must be taken authorizing the Superintendent to submit the SOI. [Use this link to view the Vote Section and Requirements.](#)

The text of the required votes is displayed in the SOI System "Vote" tab and on the MSBA's website at <https://www.massschoolbuildings.org/building/SOIs>.

## Signatures Tab

The “Signatures” tab has two sections, “Finalize your SOI Submission” and “Get Signatures from all the Signatories”.

When you have completed the SOI and are ready to submit this information to the MSBA, “finalize” the SOI and send it electronically to obtain the three required signatures.

**If you need to make changes to the SOI information after it has been “finalized” but before it has been submitted to the MSBA, you can click on the “Make Changes” button.** Clicking on this button will clear any signatures that have been provided and allow you to make the necessary changes. If you make changes to the SOI information after initially obtaining signatures, you will be required to re-send the SOI to all three signatories for their signatures again.

All required fields on the SOI Main, General Description and Priorities tabs must be completed to finalize the submission. If a field is missing on any of these pages, then the Finalize your SOI Submission button will be disabled.

Sample shown below

The screenshot shows a navigation bar with tabs: SOI Home, SOI Main, General Description, Priorities, Signatures, Vote, Closed School, and Submit. Below the navigation bar, a red message states: "Required Fields on the SOI Main page of your SOI Submission are not complete. Once all of them are complete, you will be able to Finalize your SOI." Underneath, the section "Finalize your SOI Submission" contains instructions: "Once you have completed your SOI and you are ready to submit this information to the MSBA, you can 'finalize' the SOI and send it electronically to the required signatories. Once all three of the required signatories sign, you will be prompted to submit the SOI to the MSBA." It also explains that the "Make Changes" button will clear any signatures and that the system will require re-sending the SOI if changes are made after signatures are obtained. A blue callout box points to a disabled "Finalize your SOI Submission" button with the text: "Button will be disabled until all fields on the General Description page are filled out".

Once you have completed your SOI, you can finalize, submit and get the required signatures.

SOI Home	SOI Main	General Description	Priorities	<b>Signatures</b>	Vote	Closed School	Submit
----------	----------	---------------------	------------	-------------------	------	---------------	--------

**Finalize your SOI Submission**

Once you have completed your SOI and you are ready to submit this information to the MSBA, you can "finalize" the SOI and send it electronically to the required signatories. Once all three of the required signatories sign, you will be prompted to submit the SOI to the MSBA.

If you need to make changes to the SOI information after it has been "finalized" but before it has been submitted to the MSBA, you can click on the "Make Changes" button. Please note, clicking on this button will clear any signatures that have been provided. If you make changes to the SOI information once it has been "finalized," the system will require you to send the SOI to all three signatories for their signatures again.

- Click on the button below to Undo Finalization your SOI submission.

**Get Signatures from all the Signatories**

**Certification**

The district must provide the names and titles of its local authorized signatories below. The names provided below will appear as the signatories on the two required Statement of Interest Certification forms, all of which are required to be signed electronically by the authorized signatories, and then transmitted to the MSBA through the online Statement of Interest System as part of the Statement of Interest submittal. Please note, in addition to the electronic transmission of the Statement of Interest, Closed School submission and local vote(s), supporting documentation to the MSBA, if the district selected statutory priorities 1 and/or 3. This accompanying documentation must be post-marked by the Core Program's SOI filing period closure date. The MSBA will not consider a Statement of Interest submission complete until

- 1) the electronically signed Closed School Information has been submitted through the MSBA's online Statement of Interest System;
- 2) the electronically signed Statement of Interest has been submitted through the MSBA's online Statement of Interest System;
- 3) the required local votes authorizing the Superintendent to submit the Statement of Interest have been uploaded by the district on the "Vote" tab of the MSBA's online Statement of Interest System; and,
- 4) any required third-party reports noted in the Statement of Interest or other documentation required by the selection of statutory priority 1 or statutory priority 3, has been received by the MSBA.

The definition of Local Chief Executive Officer:

Local Chief Executive Officer: In a city or town with a manager form of government, the manager of the municipality; in other cities, the mayor; and in other towns, the board of selectmen unless, in a city or town, some other municipal office is designated to the chief executive office under the provisions of a local charter. Please note, in districts where the Superintendent is also the Local Chief Executive Officer, that person should sign for both roles on each of the two Statement of Interest Certifications and on the Closed School Certification. The MSBA System will not allow the district to leave any signature lines blank.

**School Committee Chair**

Name \*

Email \*

Confirm Email \*

**Superintendent of Schools**

Name \*

Email \*

Confirm Email \*

**Local Chief Executive Officer**

Title    
or

Name \*

Email \*

Confirm Email \*

Once the SOI is “finalized”, the “Get Signatures from all the Signatories” section will appear. Every district is required to fill out and obtain the necessary signatures prior to submitting their SOI. Please provide names and email addresses for the three required signatories and the title of the Local Chief Executive Officer, all of which will appear on the SOI Certification forms and the Closed Schools Certification form.

*Note: You can choose the exact title of the Local Chief Executive Officer by using the dropdown menu for titles, or type in the title if you cannot find the appropriate title in the list provided.*

Once the names and email addresses have been entered, send an email to the Signatories by clicking on the “Send Email to Signatories” button. An email will be auto generated, which contains a view of the SOI (or Closed School Certification) and allows the user to provide an electronic signature.

Once all three of the required signatories sign, you will be able to submit the SOI (or Closed School Certification) to the MSBA.



## Vote Tab

In the Vote Tab, the vote requirements for SOI are defined and the attachment section allows districts to upload SOI vote documents. Please see the next section for more details on attaching vote documentation.

SOI Home	SOI Main	General Description	Priorities	Signatures	<b>Vote</b>	Closed School	Reports	Submit
----------	----------	---------------------	------------	------------	-------------	---------------	---------	--------

### REQUIRED VOTES

#### SOI VOTE REQUIREMENTS

- Current vote documentation is required with all SOI submissions.
- All required vote documentation must be uploaded in the SOI system in order to submit an SOI.
- Vote documentation should be in the format set forth below.

**Cities and Towns** must submit the following vote documentation:

1. Vote of the municipal governing body (i.e. City Council/Board of Aldermen/Board of Selectmen/equivalent governing body) authorizing the Superintendent of Schools to submit the SOI.
2. Vote of the School Committee authorizing the Superintendent of Schools to submit the SOI.

**Regional School Districts** must submit the following vote documentation:

1. Vote of the Regional School Committee authorizing the Superintendent of Schools to submit the SOI.

All SOI vote documentation must be uploaded on the Vote Tab

#### FORM OF VOTE

Please use the text below to prepare the required votes for the municipal governing body and the school committee.

Click [here](#) to access the Form of Vote in word format.

Resolved: Having convened in an open meeting on \_\_\_\_\_, prior to the SOI submission closing date, the \_\_\_[City Council/Board of Aldermen, Board of Selectmen/Equivalent Governing Body / School Committee]\_\_\_ of \_\_\_[City/Town/District]\_\_\_, in accordance with its charter, by-laws, and ordinances, has voted to authorize the Superintendent to submit to the Massachusetts School Building Authority the Statement of Interest Form dated \_\_\_\_\_ YYYY for the \_\_\_[Name of School]\_\_\_ located at \_\_\_[Address]\_\_\_ which describes and explains the following deficiencies and the priority category(s) for which an application may be submitted to the Massachusetts School Building Authority in the future \_\_\_\_\_[Insert a description of the priority(s) checked off on the Statement of Interest Form and a brief description of the deficiency described therein for each priority]\_\_\_\_\_

\_\_\_\_\_ ; and hereby further specifically acknowledges that by submitting this Statement of Interest Form, the Massachusetts School Building Authority in no way guarantees the acceptance or the approval of an application, the awarding of a grant or any other funding commitment from the Massachusetts School Building Authority, or commits the City/Town/Regional School District to filing an application for funding with the Massachusetts School Building Authority.

#### DOCUMENTATION OF VOTE

Documentation of each vote must be **uploaded** separately as follows:

- 1) For the vote of the School Committee, a certification, including a copy of the text of the vote that was taken, must be submitted on school committee letterhead, **signed by the Chair of the School Committee**, with the date that the vote was taken.
- 2) For the vote of the City Council/Board of Aldermen/Board of Selectmen/equivalent governing body, a certification, including a copy of the text of the vote that was taken, must be submitted on letterhead **with the City/Town Clerk seal and signed by the City/Town Clerk**, with the date that the vote was taken.

#### ATTACHMENTS

Please attach the SOI votes below. **Before uploading, please make sure all vote requirements have been satisfied.**

- 1)The votes use the MSBA form of vote language.
- 2)The priorities listed in the votes match the priorities for which the SOI will be submitted.
- 3)The votes are on letterhead and certified by the appropriate individual.

#### To be Uploaded By District

##### Attachment 1 - School Committee Vote

Note: Please make sure that the format of the file is 'PDF', the file size doesn't exceed 2 MB and the length of the file name including the file extension does not exceed 50 characters.

No file chosen

[Attach](#) [Cancel](#)

##### Attachment 2 - Municipal Vote

Note: Please make sure that the format of the file is 'PDF', the file size doesn't exceed 2 MB and the length of the file name including the file extension does not exceed 50 characters.

No file chosen

[Attach](#) [Cancel](#)



In the “To be uploaded by District Section”, districts upload SOI vote documentation. The file type allowed for upload is a PDF and the size must not exceed 2MB.

Please follow these instructions to upload

1. Click “Choose File”- browse to the file that you would like to upload
2. Click the “Attach” link to upload the document



Once successfully uploaded, the uploaded file will be displayed as a link as seen below. To download the file, click the link. If the user would like to delete the file and upload another document, click the “Delete” link.

### To be Uploaded By District

#### Attachment 1 - School Committee Vote

[2022\\_862\\_SchCommVote.pdf](#)

Uploaded By District User  
1/26/2022

Click to delete file

[Delete](#)

## Closed School Tab

The Closed School Certification needs to be filled out and submitted for each district that is submitting an SOI. Only one Closed School Certification is required for the district, even if multiple SOI’s are being submitted. This page displays a link to the Closed School Certification tab located at the district level. The Closed School Certification is required before an SOI can be submitted.

*Please see the “Closed Schools” section further down in this manual for additional information related to a “Closed Schools” submission.*

<a href="#">SOI Home</a>	<a href="#">SOI Main</a>	<a href="#">General Description</a>	<a href="#">Priorities</a>	<a href="#">Signatures</a>	<a href="#">Vote</a>	<a href="#">Closed School</a>	<a href="#">Submit</a>
--------------------------	--------------------------	-------------------------------------	----------------------------	----------------------------	----------------------	-------------------------------	------------------------

#### Closed School Submission

Closed School information needs to be filled out and submitted for you to be able to submit your SOI. Click on the link below to view/complete your Closed School Information.

- Please Note that only one Closed School Information is required per District.

[View/Complete Closed School Information](#)

## Submit Tab

When you have finished entering all the information on the previous tabs and you have obtained the required electronic signatures, you will be directed to the “Submit” tab, which will send the SOI electronically to the MSBA.

Before submitting the SOI(s) to the MSBA, the “Closed Schools” tab must be completed at the district level. See the [“Closed Schools”](#) section of this guide for assistance.

The “Checklist” (*shown on the next page*) provides a final verification that all required conditions for submission of the SOI to the MSBA have been satisfied by the district. Each item must be checked before the SOI can be submitted. An optional field for additional comments is also provided.

**Once submitted, an SOI may not be modified.**

Select “OK” to confirm that all information is correct and to complete the submittal procedure. Select “Cancel” to modify the SOI prior to submission.

It may take a few moments to process your SOI after you have pressed “OK.” A screen will appear saying that the SOI was successfully transmitted once all data has been received.

SOI Home	SOI Main	General Description	Priorities	Signatures	Vote	Closed School	Reports	Submit
----------	----------	---------------------	------------	------------	------	---------------	---------	--------

### Submit Statement of Interest(SOI)

District \_\_\_\_\_ School \_\_\_\_\_  
Contact \_\_\_\_\_

### Checked Priority

Lists all Priorities checked in SOI Main page.

- 1.Replacement or renovation of a building which is structurally unsound or otherwise in a condition seriously jeopardizing the health and safety of school children, where no alternative exists.
- 2.Elimination of existing severe overcrowding.
- 3.Prevention of the loss of accreditation.
- 4.Prevention of severe overcrowding expected to result from increased enrollment.
- 5.Replacement, renovation or modernization of school facility systems, such as roofs, windows, boilers, heating and ventilation systems, to increase energy conservation and decrease energy related costs in a school facility.
- 6.Short term enrollment growth.
- 7.Replacement of or addition to obsolete buildings in order to provide for a full range of programs consistent with state and approved local requirements.
- 8.Transition from court-ordered and approved racial balance school districts to walk-to, so-called, or other school districts.

### Checklist

**Before submitting a SOI to the Massachusetts School Building Authority, PLEASE COMPLETE THIS CHECKLIST, CONFIRMING EACH OF THE FOLLOWING:**

- This SOI is for one existing school in the City, Town or Regional School District.
- The School Committee and Local Governing Body (Local Governing Body vote not required for regional school districts) have voted, using the specific language found under the "Vote" tab above, to authorize the submission of this SOI for this specific school and for the Statutory Priorities that have been identified. These votes have been uploaded on the "Vote" tab.

**Click on the "Vote" tab above for specific guidelines regarding the Form of Vote as it applies to Cities, Towns and Regional School Districts.**

- The City, Town or Regional School District hereby acknowledges that the SOI submission will not be considered complete until the MSBA receives, electronically, all of the required vote documentation and certification signatures in a format acceptable to the MSBA.
- The City, Town or Regional School District hereby acknowledges and agrees that this Statement of Interest is NOT an application for funding and submission of this Statement of Interest in no way commits the MSBA to accept an application, approve an application, provide a grant or any other type of funding, or places any other obligation or requirement upon the MSBA.
- ADDITIONAL DOCUMENTATION REQUIRED FOR SOI STATUTORY PRIORITIES 1 AND 3 IN ORDER TO BE CONSIDERED COMPLETE:**
  - If the City, Town or Regional District selects Statutory Priority 1: Replacement or renovation of a building, which is structurally unsound or otherwise in a condition seriously jeopardizing the health and safety of the school children, where no alternative exists, the MSBA requires a hard copy of the engineering (or other) report detailing the nature and severity of the problem and a written professional opinion of how imminent the system failure is likely to manifest itself. The district also must submit photographs of the problematic building area or system to the MSBA. The SOI will not be considered complete unless and until this information is provided.
  - If the City, Town or Regional School District selects Statutory Priority 3: Prevention of a loss of accreditation, the SOI will not be considered complete unless and until a summary of the accreditation report focused on the deficiencies as stated in this SOI are provided.

**ADDITIONAL INFORMATION:** In addition to the information required above, the City, Town or Regional School District may also provide reports, pictures, or other information they feel will give the MSBA a better understanding of the issues identified at a facility. The documentation noted above must be post-marked and submitted to the MSBA (40 Broad Street, Fifth Floor, Boston, MA 02109) by the Core Program SOI filing period closure date.

If you have any questions about the SOI process please contact the MSBA at 617-720-4466 or [SOI@massschoolbuildings.org](mailto:SOI@massschoolbuildings.org).

### Submission Note

Submit SOI

## Other Required Information

As a part of the SOI submittal process, the district will be required to supply additional information.

- **Every district** must enter the names and obtain three authorized SOI signatories before submitting the Closed Schools Certification and the SOI.
- **Every district** must submit the Closed Schools Certification before submitting an SOI.
- If the district is filing an SOI that is based on Statutory Priority 1, [please reference this section for the requirements](#) the district will have to submit a report from an independent source that is not under the control of the school district or the city/town stating that the facility is structurally unsound or jeopardizes the health and safety of the students. (See *additional information in the Priority 1 tab.*)
- If the district is filing an SOI that is based on Statutory Priority 3, the MSBA requires the district to mail any supporting correspondence between the district and the accrediting entity. [Please reference this section for the requirements.](#)

## Closed Schools

**Only one Closed Schools Certification is required per district, regardless of how many SOIs are submitted.**

To access the Closed Schools Tab, click on your district in the SOI System.

Closed Schools

1 - Closed Schools Information 2 - Signatures 3 - Submit

Closed Schools

Step 1 - Fill out Closed School Information

SOI Year: 2020

Based on your answers to the questions below that were completed at your school-level SOI, you are required to add a record for each school that has been closed, or will be closed, under the appropriate question and answer all applicable sub-questions on each school.

Question 1: Has the district sold, closed, or otherwise removed from service a school in the last 10 years? :  Yes  No

No School record added yet.

Add Record for Closed School (Question 1)

Question 2: Does the district have any plans to sell, close, or otherwise remove from service a school in the next 10 years?:  Yes  No

No School record added yet.

Add Record for Anticipated School Closure (Question 2)

Preview Draft PDF

As you can see from the screenshot above, the Closed Schools tab is district level information.

Clicking on the Closed Schools tab will display two questions about school closings. For each of the two questions, whether the district has closed schools or intends to close schools, the MSBA has requested additional detail on each school affected. By clicking on the “Add Record” button,

you will have the opportunity to provide an explanation that will help the MSBA understand the reasons for the district's decision to close one or more schools.

The finished Closed Schools Certification may contain details for multiple schools. For example, if the district has closed two schools and intends to close a third, you will have two entries under the first question and one under the second question. Adding records for either question will bring you to similar pages on which you can provide more detail.

There are several follow-up questions, some of which are open-ended. They are all intended to provide information on the school's history and the district's reasoning for closing the school(s). Information requested on a school the district has closed or intends to close, includes the name and address of the school, the grades the school served when open, the reason for closing the school, details on relocation, and information regarding state funding.

*Sample shown below.*

**Please remember to SAVE your data!** You must fill in every field to save.

Closed Schools

1 - Closed Schools Information 2 - Signatures 3 - Submit

Closed Schools

Step 1 - Fill out Closed School Information

SOI Year: 2020

Based on your answers to the questions below that were completed at your school-level SOI, you are required to add a record for each school that has been closed, or will be closed, under the appropriate question and answer all applicable sub-questions on each school.

Question 1: Has the district sold, closed, or otherwise removed from service a school in the last 10 years? :  Yes  No

No School record added yet.

Back To Summary

Please add a record for every school which has been sold, closed, or otherwise removed from service in the last 10 years.

Please provide the name and address of the school that has been sold, closed, or otherwise removed from service.

Name :   
Address 1:   
Address 2:   
City:   
State: MA   
Zip Code:  -

Which of the following apply to the school?

- Sold
- Leased
- Other, Please explain:

Please provide the year the school was sold, closed, or otherwise removed from service.

Please provide the year the school was originally opened.

Please provide the age of the school when it was sold, closed, or otherwise removed from service.

Please provide a history of the use of the school, including grades served, any educational programs at the school, and any major

Once you have completed and finalized all the required Closed Schools information and obtained the necessary online signatures, the "Submit" tab will be enabled. This page also has a place for the district to include a submission note and a button that enables the district to preview the draft PDF seen upon submission.

To transmit the information to the MSBA, press the "Submit Closed Schools Information" button.

Upon submission of the Closed Schools Certification, you will be able to submit any SOIs that are otherwise complete.



## Pre-Populating Data

### Pre-Populating Closed School Certification and New Statement of Interest(s) with Previously Submitted Data

To assist districts with re-filing an SOI that was previously submitted in 2023, the MSBA has provided a pre-populate functionality through which districts can click on a button for a specific school facility and pre-populate the new SOI with the data that was provided in the prior year. The district can then edit the information and update the SOI prior to submitting it for consideration in 2024. **This option is only available if the district submitted a SOI in 2023.**

**If the district intends to pre-populate one or more of its 2023 SOI(s), please note that the district must:**

1. Select Program Type
2. Reselect the Statutory Priorities

**Once the Statutory Priorities have been reselected, the district will be able to see its 2023 SOI data throughout the 2024 SOI.**

Pre-populating data is available for both the Closed School Certification as well as for the SOI. Once the option has been selected, it will no longer appear.

The Pre-populating functionality for Closed School Information is available at the district level “Closed School” tab, “1- Closed School Information” tab for those districts that had a 2023 SOI Submission.

**Closed Schools**

1 - Closed Schools Information 2 - Signatures 3 - Submit

**Closed Schools**

**Step 1 - Fill out Closed School Information**

SOI Year: 2020

Based on your answers to the questions below that were completed at your school-level SOI, you are required to add a record for each school that has been closed, or will be closed, under the appropriate question and answer all applicable sub-questions on each school.

**To Pre-Populate your Closed School with previous year's data.**

To assist districts with providing Closed School information, districts that submitted Closed School information to the MSBA last year can opt to recall the data that was previously submitted and pre-populate the new Closed School Certification with that data. You can then edit and update the information to reflect current conditions prior to submitting the current Closed School Certification.

- The pre-population option is available for the data that was provided in a district's previous year Closed School submission.
- The district should update the information that is being pre-populated to reflect current conditions as necessary.
- The District **MUST** meet all the MSBA's requirements for submitting an SOI for any SOI submission to be considered complete.
- Click on the button below to pre-populate your current Closed School information with the data that was submitted to the MSBA last year. *This option is only available if the district submitted Closed School information last year.*

Pre-Populate Previous Year's Closed School Data

Pre-Populate Option for Closed School Info

Question 1: Has the district sold, closed, or otherwise removed from service a school in the last 10 years? :  Yes  No

No School record added yet.

Add Record for Closed School (Question 1)

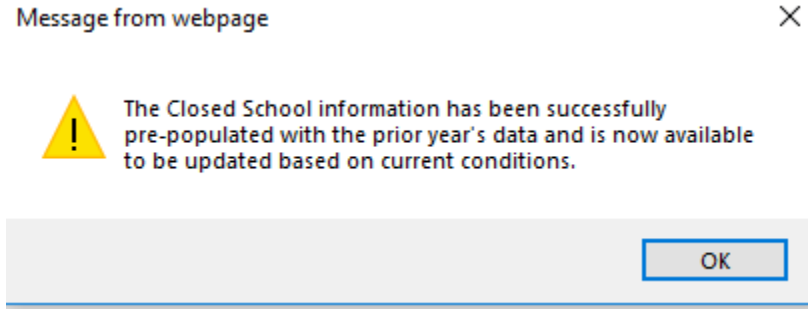
Question 2: Does the district have any plans to sell, close, or otherwise remove from service a school in the next 10 years?:  Yes  No

No School record added yet.

Add Record for Anticipated School Closure (Question 2)

Preview Draft PDF

Clicking “Pre-Populate previous year’s Closed School data” will populate the data. Once clicked, you will see the success message as shown below. Click ‘OK’ on the message and the data is populated.



The pre-populate functionality for a SOI is available at the “New SOI” tab --> “SOI Main” tab, as shown below, for those SOIs that were filed in 2023.

**To Pre-Populate your SOI with previous year's data.**

In this section you can pre-populate your SOI information from a previous year submission. This will enable the District to work with this information to prepare the current year SOI Submission.

- *The District can update the information that is being pre-populated in its Current year SOI, as necessary.*
- *The pre-population option is available for the data that was provided in a District's previous year SOI submission.*
- *The District must submit new votes for the current year, as detailed in the SOI instructions.*
- *The District MUST meet all of the MSBA's requirements for submitting an SOI for any SOI submission to be considered complete.*
- *Click on the button below to pre-populate previous year's data. This button would only be available if you have a previous year(going back 1 year only) submission.*



Clicking on the button “Pre-Populate Previous Year’s SOI data” will populate the data. Once clicked, you will see the success message as shown below. Click ‘OK’ on the message and the data is populated.

